

---

**REVAMP**  
MOTO

**BUILT TO ADAPT**

MOTO



**VISION**

**Empowering the Society by Providing  
Sustainable and Adaptive Solutions**



**MISSION**

**Impacting 1 Million lives by 2028**


Copyright @Revamp Moto Pvt. Ltd

---

# LOOKING FOR ?

- ▶ Vehicle Designed and built to meet varying **end-mile delivery needs**
- ▶ Big space on footboard (**14 inches**) to easily carry E-commerce bags
- ▶ **Low maintenance** vehicle and fewer vandalism possibilities
- ▶ **12 inch** wheels for smooth ride, less damage, easier upkeep & ground clearance
- ▶ One **central dashboard** to monitor and control the **vehicle fleet**
- ▶ **Service** comes to your doorstep, reducing the down-time
- ▶ **Portable Battery** that makes it easy to charge and swap
- ▶ Provide **Customizable Attachments**
- ▶ SAAS & IOT Customization
- ▶ Your bike becomes your **on-the-go marketing asset**

## OUR OFFERINGS



# ONE STOP SOLUTION



## Manage your Fleet

### SAAS PLATFORM

Customized Dashboard  
Track Real-time Insights of the fleet



RM Buddie 25


## Modular Electric Vehicles

70 kms Range  
25 kmph: Low Speed  
120 kg Payload Capacity



RM Yaara

100 kms Range  
50 kmph: Mid Speed  
160 kg Payload Capacity



## Customized Attachments

Co-branding on bike  
Branding on the Attachment  
Micro-Franchise model on bike



## ATTACHMENTS



INSULATED BOX



REAR SEAT



SADDLE BAGS



CARRIER



HOTKEEP

## LOCKING MECHANISM

### LOCKING MECHANISM

Lever located under bike seat



# CUSTOMIZABLE FLEET MANAGEMENT DASHBOARD

➤ Real-time visibility

➤ Geo-fencing

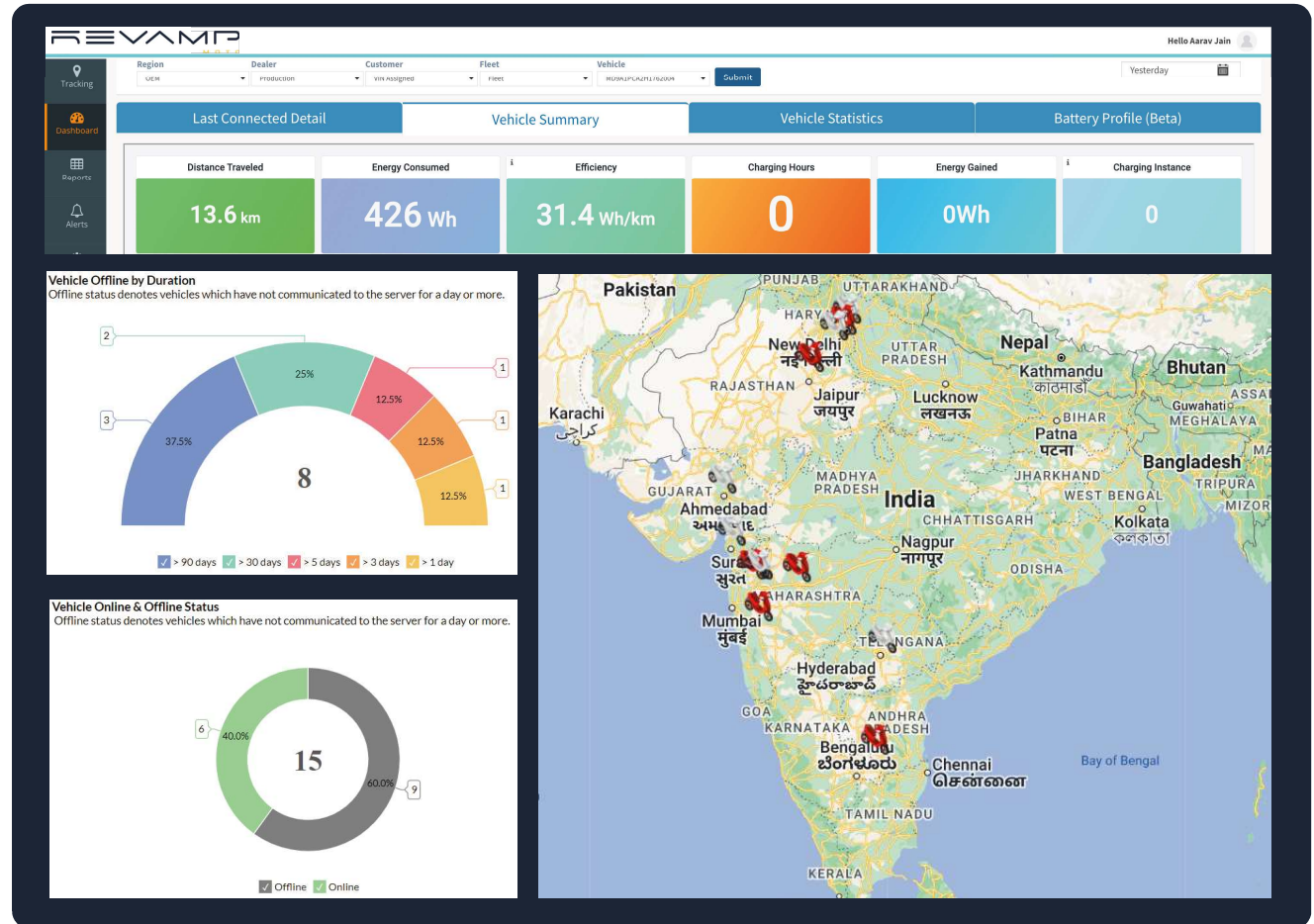
➤ Distance travelled

➤ Efficiency

➤ Rider performance analytics



➤ Warranty alerts

**50+ OTHER METRICS**



# VERSATILE MOBILITY SOLUTIONS

- **Educational Campuses**  
Shuttle across Sprawling Campus to streamline logistics, commute and deliveries
- **Hospitality Industry**  
Shuttle service, manage logistics, enhance visitor experience, deliver food quick & hot/cold with Hotkeep /Koolkeep
- **Industrial Mobility**  
Streamline movements within vast factories & plants or optimize outdoor logistics
- **Residential Township**  
Commute between apartments & enhance convenience with attachments like carrier, delivery bags, saddle bags to serve personal and operational needs



**SINGLE VEHICLE FOR YOUR INTERNAL & EXTERNAL OPERATIONS**

# CUSTOMIZED BRANDING


1.



## Dimensions

Roughly an area of **290mm\*** x **250mm\*** is allocated for branding

2.



## Dimensions

Roughly an area of **100mm\*** x **300mm\*** is allocated for branding

# MODULAR ATTACHMENTS

## SADDLE BAG



Dimension (lwh) : 320\*290\*250 mm  
Weight : 4 kg  
Max Loading : 40 Liters

## HOTKEEP



Dimension (lwh) : 420\*420\*360 mm  
Weight : 5 kg  
Max Loading : 40 Litres  
Temperature range : 70°-90°C

## INSULATED BAG



Dimension (lwh) : 400\*360\*280 mm  
Weight : 2 kg  
Max Loading : 30 Litres

## INSULATED BOX



Dimension (lwh) : 400\*330\*300 mm  
Weight : 1.2 kg  
Max Loading : 25 Liters

## CARRIER

Dimension (lwh) : 420\*420\*285 mm  
Weight : 5.7 kg  
Max Loading : 30 kg



## FLAT RACK

Dimension (lwh) : 420\*420\*185 mm  
Weight : 4.7 kg  
Max Loading : 30 kg



# INNOVATIVE END-MILE DELIVERY SOLUTIONS

Attachment comparison chart

We assist you in making the right choice for your Business


	Hotkeep	Koolkeep	Insulated Bag	Insulated Box
				
<b>Temperature Control</b>	Hot: 50° - 80° C	Cold: -5° to 20° C	Hot & Cold	Hot & Cold
<b>Manual/ Automatic</b>	Semi- Automatic	Semi- Automatic	-	-
<b>Data Tracking</b>	Yes	Yes	No	No
<b>Battery-powered</b>	Yes, Li-ion	Yes, Li-ion	No	No
<b>Volumetric Capacity</b>	40 L	40 L	30 L	25 L
<b>Kerb weight</b>	5 kg	15 kg	2 kg	1.2 kg
<b>Maintenance</b>	High	Moderate	Moderate	Low
<b>Customizable settings</b>	Yes	Yes	No	No
<b>Dimensions</b>	420*420*360 mm	550*460*410 mm	400*360*280 mm	400*330*300 mm
<b>Use-case</b>	Food	Food, Frozen items, Pharmaceuticals	Food, Groceries, Beverages	Food, Beverages



# CUSTOMIZED ATTACHMENT


## 4 EASY STEPS

1




Share your problem statement

2



Our R&D team will present a viable **prototype** based on your inputs

3



Second **Prototype** if any changes required

4




You get your **Solution**

Custom attachment based on your unique business needs. We offer tailored solutions that aligns seamlessly with industry standards.

### RAPID PROTOTYPES



### CUSTOMIZED MARKETING ATTACHMENT





# Versatile set-up on Attachment



**DESIGN  
CONCEPTS**

# Versatile set-up on Attachment



## FABRICATED V/S REVAMP ATTACHMENTS

Feature	Fabricated Attachment	Revamp Moto Attachment
Ease of Attachment Swapping	Difficult	Easy
Aesthetic Appeal	Shabby, unfinished, uncomfortable	Finished, user-friendly
Container Standardization	Non-standardized	100% Food Grade Containers
Hygiene Maintenance	Less hygienic	Thoughtfully designed for hygiene
Compliance with Safety Rules	Not certified, often dangerous to use	Formed within RTO guidelines, Safety compliant
Ease of Cleaning	Difficult	Easy
Attachment Removal	Difficult	Easy
Cost-effectiveness	Costly due to multiple fabricated attachments	Cost-effective with inbuilt locking mechanism

## BENEFITS OF LOW SPEED

### No Licensing & Registration



No License required to drive



No registration



- **Cost-effective:**

- Lower purchase price
- No registration/licensing fees
- Cheaper maintenance (electric)
- Runs on electricity (saves on gas)



- **Cargo Capacity:**

- 30 kgs Capacity at the rear side
- Big space on footboard (14 inches) to easily carry E-commerce bags



- **Environment Friendly:**

- Zero Emissions
- Positive sustainable image



- **Convenience & Efficiency:**

- Perfect for short trips (deliveries, errands)
- Easy to maneuver (busy streets, tight spaces)

## ADDITIONAL SERVICES

- ▶ Door Step Service - Free for 1 year
- ▶ Annual Maintenance Contract
- ▶ Cleaning Services
- ▶ Extended Warranty
- ▶ Accidental Assistance- RSA
- ▶ Same day Accidental Repair
- ▶ Assistance for Insurance Claim Process
- ▶ SAAS Customisation
- ▶ Live Data Analytics for Electro Mechanical Attachments
- ▶ Branding & Product Showcasing Platform
- ▶ Insurance Renewal Reminder
- ▶ Charging Infrastructure
- ▶ Customised Attachments - Zero R&D Cost

## ADDITIONAL INFO

### TIMELINE FOR BULK PURCHASE

No. of Units	Days Required
0-10	21
11-50	30
50+	45

Standard timeline with the available color option. Branding is possible at allocated standard place and dimensions set for branding on the vehicle

### PAYMENT TERMS

Day of Placing Order	% of total amount
0 days	10%
15 days	40%
7 days before dispatch	Remaining 50%

### INSURANCE

Rs. 1423/year inclusive GST

### ADDITIONAL WARRANTY

Includes Motor, Convertor, Controller, Charger & Chassis (B2B)

# RM BUDDIE 25





## RM BUDDIE 25

REVAMP  
MOTO

### OVERVIEW

Dimension	1710 x 740 x 1070mm
Kerb Weight	60-65 kg
Idle Range	70 km* per charge
Maximum Payload	120 kg*

### BATTERY & CHARGER

Battery Type	Li-ion battery
IP Rating	IP 67
Battery Specifications	48V, 25 Ah
Charging time	80% - 2 hrs 55 mins 100%- 3 hrs 45 mins

### TRANSMISSION

Motor Type	BLDC Hub Motor
Motor Power	250 W
Motor IP Rating	IP 67
Controller Specification	48V, 250W
Controller IP Rating	IP 65

### TYRE, BRAKES & SUSPENSION

Front & Rear Tyre	16*3.0
Wheel Tyre	Alloy wheel (front)
Wheel Base	1260 mm
Braking Type(Front & Rear)	Drum - 110 mm
Front Suspension	Telescopic front
Rear Suspension	Dual Suspension
Ground Clearance	165 mm
Tyre Type (Front & Rear)	Tubeless

### ADDITIONAL FEATURES

Extended Warranty	5 Years
Road-side Assistance	Available

### Smart Connectivity



Vehicle  
Dashboard



Rider  
Score



Smart charge  
assistant



Royal Red



Grand Grey



Oscar Orange



Billionaire's Blue



Wealthy White

**RM YAARA**



## OVERVIEW

Dimension	1710 x 760 x 1155
Kerb Weight	80 kg
Range	100 km*
Payload Capacity	160 kg
Top Speed	50 kmph

## BATTERY & CHARGER

Battery Type	Li-ion battery
IP Rating	IP 67
Battery Specifications	2.1 kwh (60V, 36Ah)
Charging time	4 Hours

## TRANSMISSION

Motor Type	BLDC Hub Motor
Motor Power	1800W
Motor IP Rating	IP 67
Controller Specification	60 V, 1500w
Controller IP Rating	IP 65

## ADDITIONAL FEATURES


Headlamp	LED With DRL
Road-side Assistance	Yes

## TYRE, BRAKES & SUSPENSION

Front & Rear Tyre	10"
Wheel Tyre	Alloy rims
Wheel Base (mm)	1245
Braking Type(Front & Rear)	Disc/CBS
Front Suspension	Telescopic
Ground Clearance	>130mm
Tyre Type (Front & Rear)	Tubeless



With Seat



Without Seat



30 SECONDS


**CEREMONY**




**ON WHEELS**





**FOOD STALL ON WHEELS**



**PANIPURI ON WHEELS**



**IDLI ON WHEELS**





# WHAT'S YOUR CHOICE?



## SHOWROOM ON WHEELS





**BUILT TO ADAPT**

**CONTACT US AT:**



+91 8956214110



contactus@revampmoto.in



www.revampmoto.in

**FIND US AT:**



www.facebook.com/RevampMoto



www.instagram.com/revampmoto/



www.youtube.com/@revampmoto



www.linkedin.com/company/revampmoto/

**"Embark on a Revolutionary Journey with us"**

---